



SAW Components

Data Sheet B3681





SAW Components

B3681

Low-Loss Filter

422,5 MHz

Data Sheet

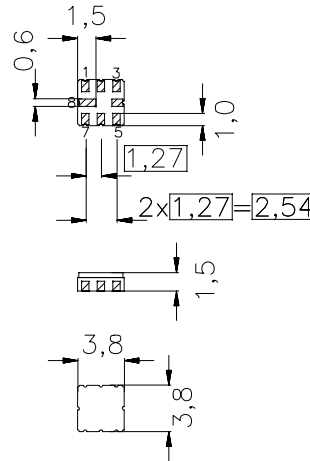
Ceramic package QCC8B

Features

- Low-loss filter (RX) for Trunked Radio
- Usable bandwidth 5 MHz
- No matching required for operation at 50 Ω
- Package for Surface Mounted Technology (SMT)
- Hermetically sealed ceramic package

Terminals

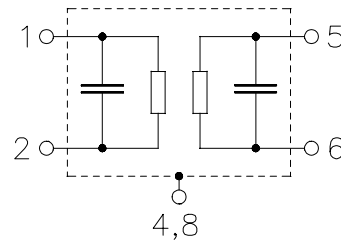
- Gold-plated



typ. Dimensions in mm, approx. weight 0,07 g

Pin configuration

- 1 Input
- 2 Input ground
- 5 Output
- 6 Output ground
- 3, 7 Ground
- 4, 8 Case ground



Type	Ordering code	Marking and Package according to	Packing according to
B3681	B39421-B3681-Z810	C61157-A7-A46	F61074-V8037-Z000

Electrostatic Sensitive Device (ESD)

Maximum ratings

Operable temperature range	T_A	-30 / +75	°C	
Storage temperature range	T_{stg}	-40 / +85	°C	
DC voltage	V_{DC}	0	V	
Source power	P_s	10	dBm	source impedance 50 Ω



SAW Components

B3681

Low-Loss Filter

422,5 MHz

Data Sheet

Characteristics

Operating temperature range: $T_A = +15 \dots +35 \text{ }^\circ\text{C}$
 Terminating source impedance: $Z_S = 50 \text{ }\Omega$
 Terminating load impedance: $Z_L = 50 \text{ }\Omega$

		min.	typ.	max.	
Nominal frequency	f_N	—	422,5	—	MHz
Maximum insertion attenuation 420,0 MHz ... 425,0 MHz	α_{\max}	—	3,0	3,5	dB
Amplitude ripple (p-p) 420,0 MHz ... 425,0 MHz	$\Delta\alpha$	—	0,7	1,2	dB
Return loss (Input and Output) 420,0 MHz ... 425,0 MHz		12,0	14,0	—	dB
VSWR 420,0 MHz ... 425,0 MHz		—	1,5:1	2,0:1	
Absolute attenuation	α_{abs}				
0,3 MHz ... 335,0 MHz		40	60	—	dB
335,0 MHz ... 410,0 MHz		25	45	—	dB
410,0 MHz ... 415,0 MHz		25	35	—	dB
442,0 MHz ... 510,0 MHz		20	45	—	dB
510,0 MHz ... 1105,0 MHz		40	45	—	dB
1105,0 MHz ... 1800,0 MHz		20	25	—	dB
Temperature coefficient of frequency	TC_f	—	-36	—	ppm/K



SAW Components

B3681

Low-Loss Filter

422,5 MHz

Data Sheet

Characteristics

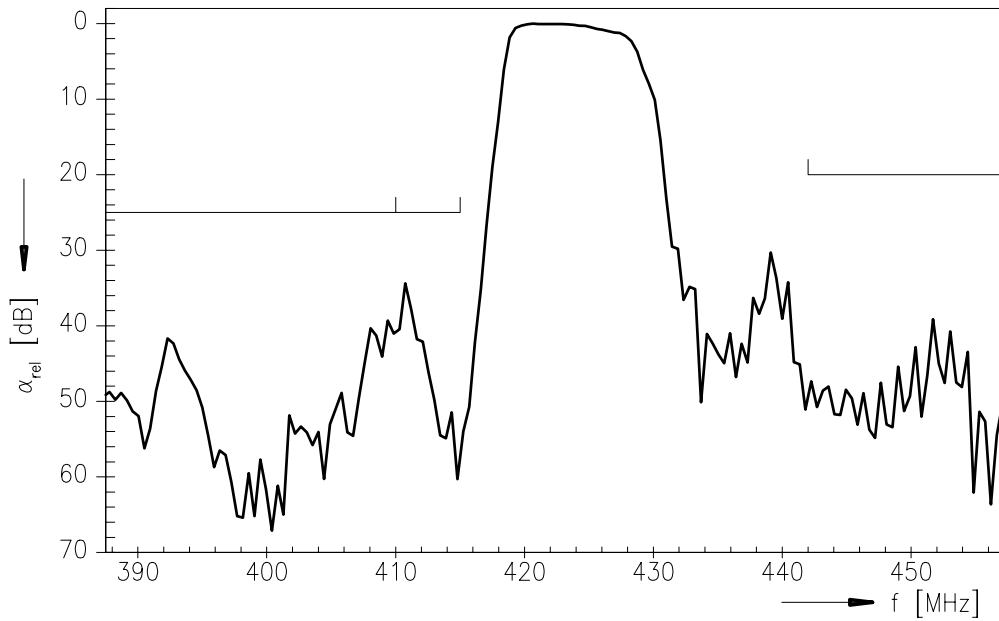
Operating temperature range: $T_A = -30 \dots +75 \text{ }^\circ\text{C}$
 Terminating source impedance: $Z_S = 50 \text{ } \Omega$
 Terminating load impedance: $Z_L = 50 \text{ } \Omega$

		min.	typ.	max.	
Nominal frequency	f_N	—	422,5	—	MHz
Maximum insertion attenuation 420,0 MHz ... 425,0 MHz	α_{\max}	—	3,0	3,5	dB
Amplitude ripple (p-p) 420,0 MHz ... 425,0 MHz	$\Delta\alpha$	—	0,8	2,0	dB
Return loss (Input and Output) 420,0 MHz ... 425,0 MHz		12,0	14,0	—	dB
VSWR 420,0 MHz ... 425,0 MHz		—	1,5:1	2,0:1	
Absolute attenuation	α_{abs}				
0,3 MHz ... 335,0 MHz		40	60	—	dB
335,0 MHz ... 410,0 MHz		25	45	—	dB
410,0 MHz ... 415,0 MHz		25	35	—	dB
442,0 MHz ... 510,0 MHz		20	45	—	dB
510,0 MHz ... 1105,0 MHz		40	45	—	dB
1105,0 MHz ... 1800,0 MHz		20	25	—	dB
Temperature coefficient of frequency	TC_f	—	- 36	—	ppm/K

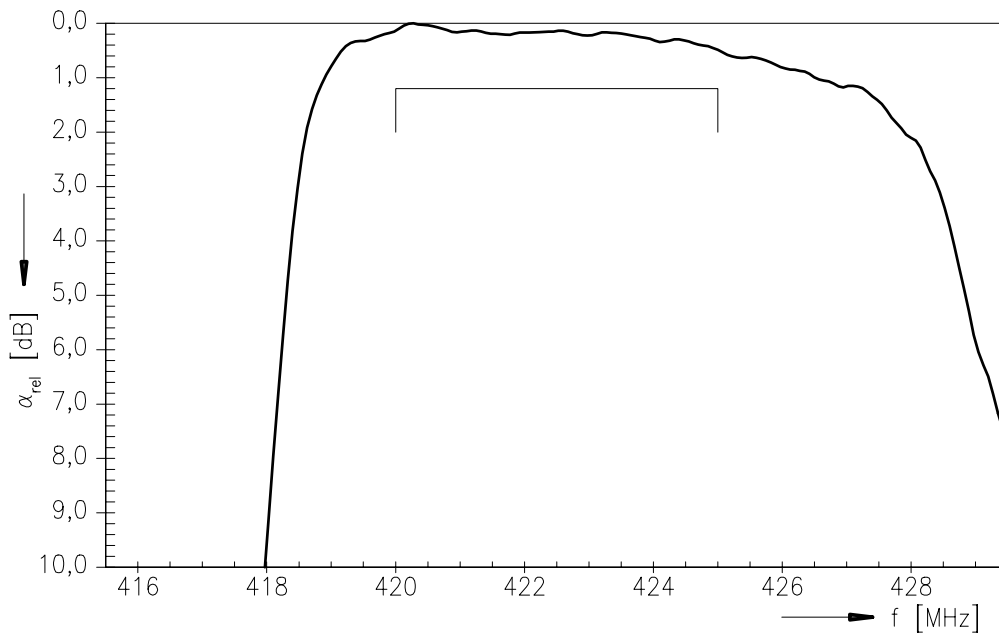


Data Sheet

Transfer function



Transfer function (pass band; +15 °C ... +35 °C)





SAW Components

B3681

Low-Loss Filter

422,5 MHz

Data Sheet

Published by EPCOS AG
Surface Acoustic Wave Components Division, OFW E NK
P.O. Box 80 17 09, D-81617 München

© EPCOS AG 1999. All Rights Reserved.

As far as patents or other rights of third parties are concerned, liability is only assumed for components per se, not for applications, processes and circuits implemented within components or assemblies.

The information describes the type of component and shall not be considered as assured characteristics.

Terms of delivery and rights to change design reserved.

For questions on technology, prices and delivery please contact the sales offices of EPCOS AG or the international representatives.

Due to technical requirements components may contain dangerous substances. For information on the type in question please also contact one of our sales offices.